



LEDTECH ELECTRONICS CORP.

NANYA ROAD, MUGANG ZHAOQING
CITY GUANGDONG CHINA.

TEL: 86-758-2875541, 2870651, 2877464, 2876185, 2877017

FAX: 86-758-2878014

[Http://www.ledtech.com.tw](http://www.ledtech.com.tw)

SPECIFICATION

PART NO. : LT8A72-54-T5

0603 SMD CHIP LED



Approved by

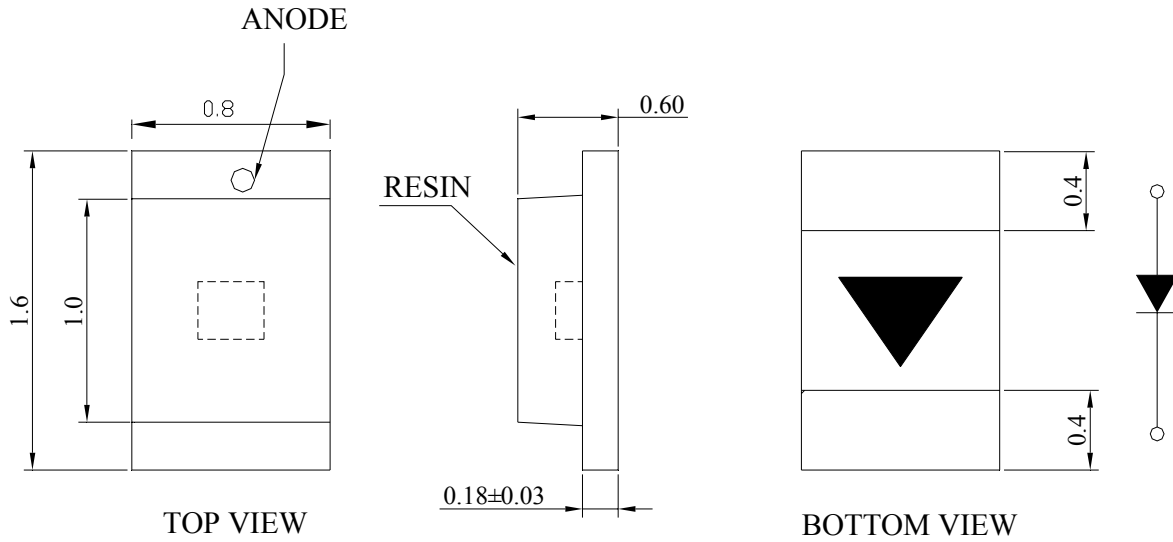
Checked by

Prepared by

Tung

Andy

Karen

Package Dimensions

Notes:

1. All dimensions are in mm.
2. Tolerance is ± 0.1 mm unless otherwise noted.

Description

Part No.	LED Chip		Lens Color
	Material	Emitting Color	
LT8A72-54-T5	A1GaAs/GaAs	Super Red	White diffused

Absolute Maximum Ratings at Ta=25 °C

Parameter	Symbol	Rating	Unit
Power Dissipation	P _D	66	mW
Reverse Voltage	V _R	4	V
D.C. Forward Current	I _f	30	mA
Peak Current(1/10Duty Cycle,0.1ms Pulse Width.)	I _f (Peak)	80	mA
Operating Temperature Range	T _{opr.}	-30 to +80	°C
Storage Temperature Range	T _{stg.}	-40 to +85	°C
Soldering Temperature.	T _{sol.}	Reflow Soldering:260°C for 10 sec.	

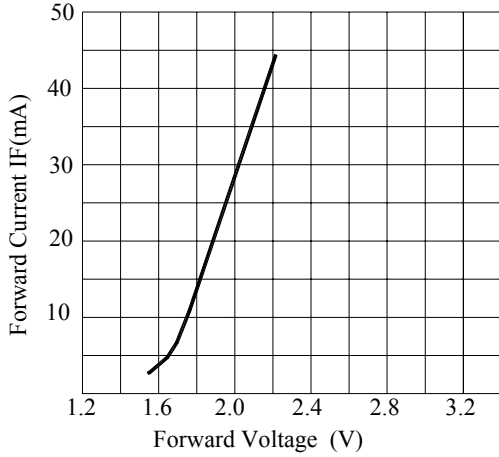
Electrical and Optical Characteristics:

Parameter	Symbol	Condition	Min.	Typ.	Max.	Unit
Luminous Intensity	I _v	I _f =20mA	11	24		mcd
Forward Voltage	V _f	I _f =20mA		1.8	2.2	V
Peak Wavelength	λ _P	I _f =20mA		660		nm
Dominant Wavelength	λ _D	I _f =20mA		643		nm
Reverse Current	I _r	V _r =4V			100	μA
Viewing Angle	2θ 1/2	I _f =20mA		140		deg
Spectrum Line Halfwidth	Δλ	I _f =20mA		20		nm

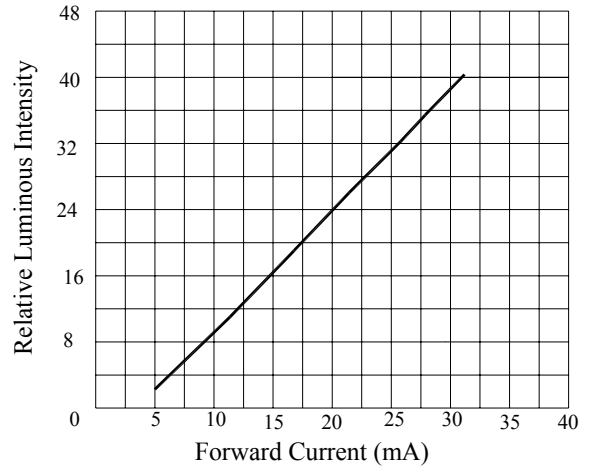
Notes:1. The datas tested by IS tester.

2. Customer's special requirements are also welcome.

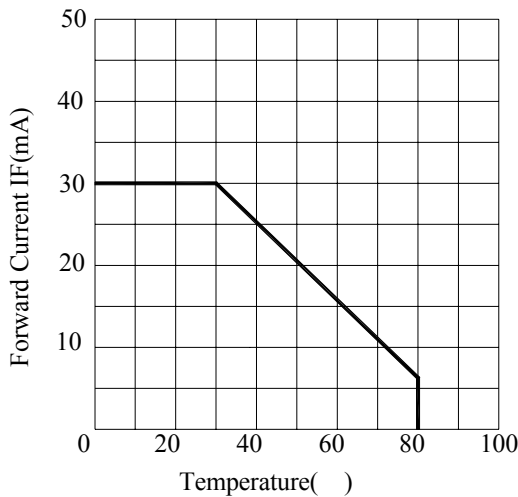
Typical Electrical/Optical Characteristic Curves (25°C Ambient Temperature Unless Otherwise Noted)



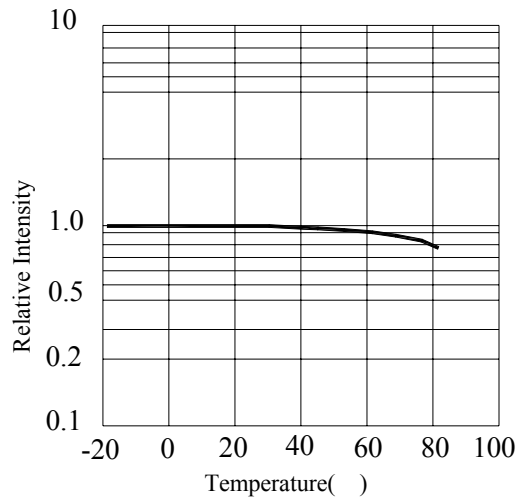
FORWARD CURRENT VS. APPLIED VOLTAGE



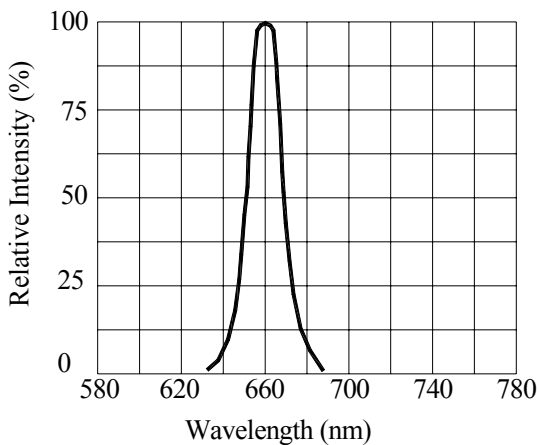
RELATIVE INTENSITY VS. FORWARD CURRENT



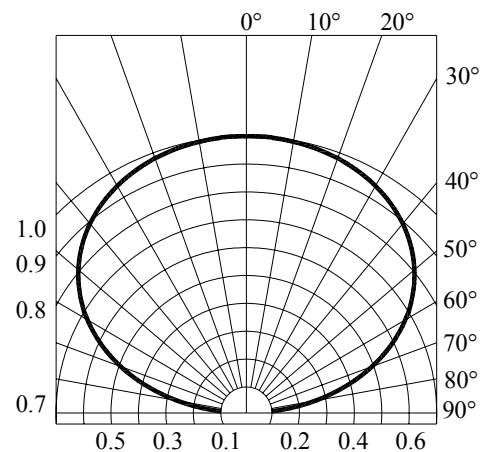
FORWARD CURRENT VS. AMBIENT TEMPERATURE



RELATIVE INTENSITY VS. AMBIENT TEMPERATURE



RELATIVE INTENSITY VS. WAVELENGTH



Radiation Diagram

Precautions in Use:

Storage

Recommend storage environment

Temperature : 5 30 (41°F 86°F)

Humidity : 60% RH Max.

Use within 7 days after opening of sealed vapor/ESD barrier bags.

If the moisture absorbent material (silica gel) has faded away or the LEDs have exceeded the storage time, baking treatment should be performed using the following conditions. Baking treatment : 60 ± 5 for 24 hours.

Fold the opened bag firmly and keep in dry environment.

Soldering

Reflow Soldering

Recommend use of upper and lower heater type reflow furnace.

260°C Max for up to 10 seconds, one time only.

Pre-heat is 150°C Max for up to 2 minutes Max.

In case of screen-printing, keep metal mask thickness between 0.2mm and 0.3mm.

Cleaning

Surface condition of this device may change when organic solvents such as trichloroethylene or acetone were applied.

Avoid using organic solvent.

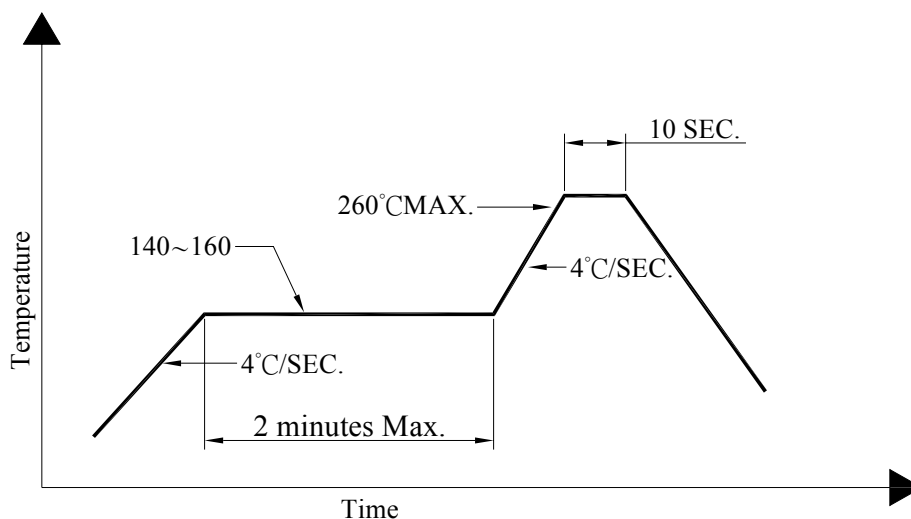
Recommend ultrasonic method 300W Max.

Packaging

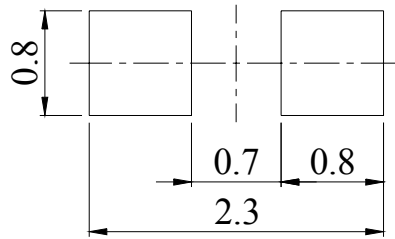
EIA-481A standard package.

In 8mm tape on 4000 pcs diameter reels sealed in vapor/ESD barrier bags.

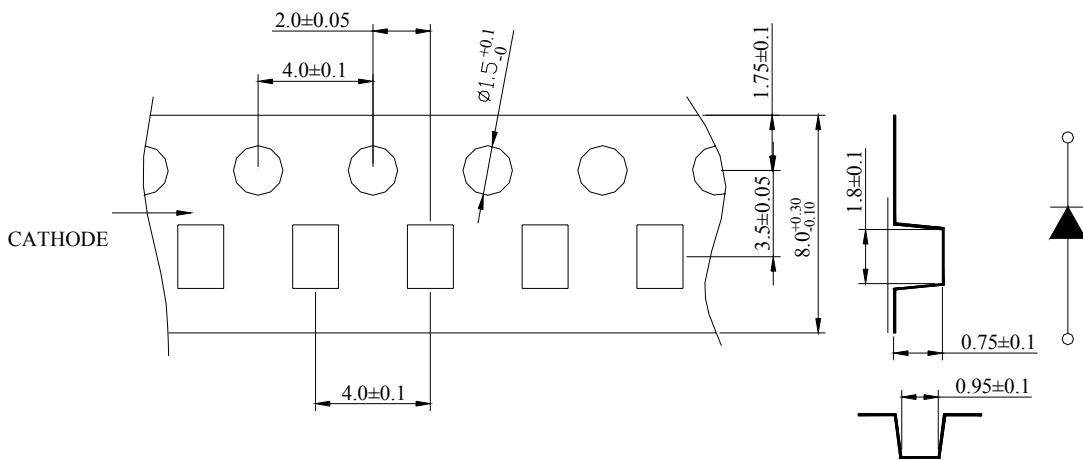
Reflow Temp/Time:



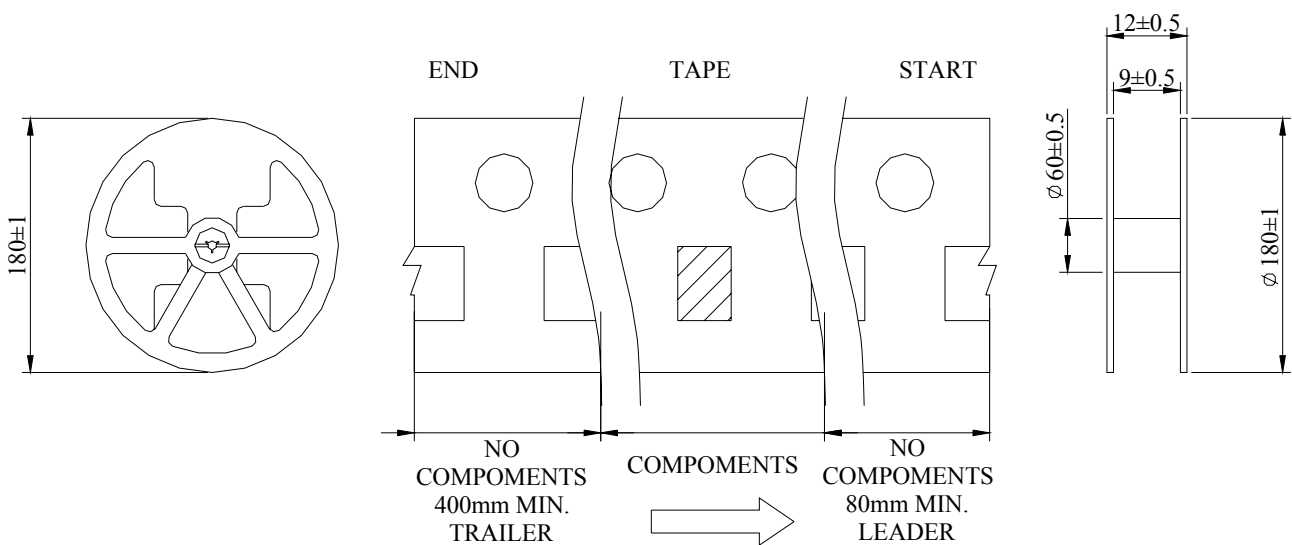
Reflow Soldering Pad Dimensions



Dimensions for Tape



Dimensions for Reel

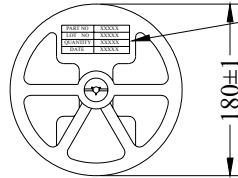


Notes:

1. All dimensions are in mm, tolerance is ± 2.0 mm unless otherwise noted.
2. Specifications are subject to change without notice.

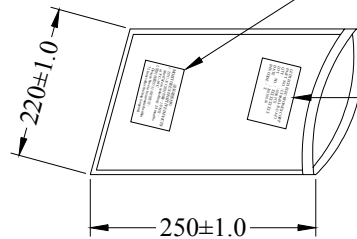
Dimensions for Tape

Reel : 4,000PCS



PART NO	XXXXX
LOT NO	XXXXX
QUANTITY	XXXXX
DATE	XXXXX
BIN CODE	XXXXX

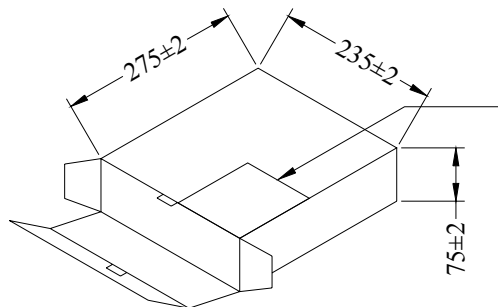
Bag : 4,000PCS



溼氣敏感材料
MOISTURE SENSITIVE DEVICES
 1. 在5°C-30°C密封貯藏，2年有效。
 Shelf life in sealed bag : 24 months
 at 5°C~30°C.
 2. 開封後需在168小時內使用。
 Devices have to be mounted within
168 hours after this bag is opened .

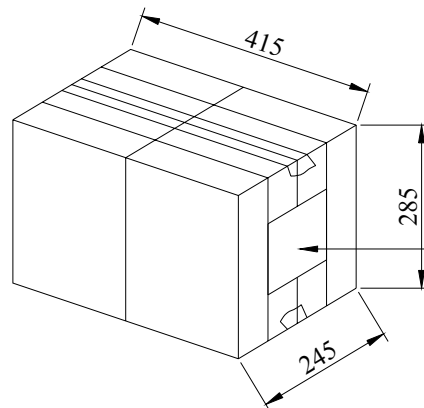
PART NO	XXXXX
LOT NO	XXXXX
QUANTITY	XXXXX
DATE	XXXXX
BIN CODE	XXXXX

5 Bags : 20,000PCS



PART NO	XXXXX
LOT NO	XXXXX
BIN CODE	XXXXX
QUANTITY	XXXXX
DATE	XXXXX

5 Boxes : 100,000PCS



C/T NO	XXXXX
PART NO	XXXXX
QUANTITY	XXXXX
N. W.	XXXXX
G. W.	XXXXX
REMARK	XXXXX

Notes:

- 1.7 inch reel-4000 pieces per reel.
- 2.Minimum packing quantity is 500 pieces for remainders.
- 3.The maximum number of consecutive missing lamps is two.