

Domiled[™]

Synonymous with function and performance, the Domiled[™] series is perfectly suited for a variety of cross-industrial applications due to its small package outline, durability and superior brightness.



Features:

- > High brightness surface mount LED.
- > Based on InGaN / Sapphire technology.
- > 120° viewing angle.
- > Small package outline (LxWxH) of 3.2 x 2.8 x 1.8mm.
- > Qualified according to JEDEC moisture sensitivity Level 2.
- > Compatible to IR reflow soldering.
- > Environmental friendly; RoHS compliance.



Applications:

- > Communication: indicator and backlight in mobilephone.
- > Display: full color display video notice board.
- > Industrial: white goods (eg: Oven, microwave, etc.).



Optical Characteristics at Tj=25°C

Part Ordering Number	Color	Viewing Angle°	Luminous Intensity @ 20mA IV (mcd)		
			Min.	Typ.	Max.
DDB-DJS-ST2-1	Blue, 470nm	120	180.0	285.0	450.0
DDB-DJS-TU1-1	Blue, 470nm	120	285.0	422.5	560.0
DDT-DJS-VW2-1	True Green, 525nm	120	715.0	1125.0	1800.0
● DDB-DJS-RS2-1	Blue, 470nm	120	112.5	180.0	285.0
● DDT-DJS-UV2-1	True Green, 525nm	120	450.0	715.0	1125.0

● **Not for new design**

NOTE

1. All part number above comes in a quantity of 2000 units per reel.
2. Other luminous intensity groups are also available upon request.
3. Luminous intensity is measured with an accuracy of ± 11%.
4. Wavelength binning is carried for all units as per the wavelength-binning table. Only one wavelength group is allowed for each reel.

Electrical Characteristics at Tj=25°C

Part Number	Vf @ If = 20mA			Vr @ Ir = 10uA
	Min. (V)	Typ. (V)	Max. (V)	Min. (V)
DDx-DJS	2.9	3.1	3.7	5

Forward voltage, Vf is measured with an accuracy of ± 0.1 V.

Absolute Maximum Ratings

	Maximum Value	Unit
DC forward current	20	mA
Peak pulse current; (tp ≤ 10µs, Duty cycle = 0.005)	200	mA
Reverse voltage	5	V
ESD threshold (HBM)	500	V
LED junction temperature	100	°C
Operating temperature	-40 ... +85	°C
Storage temperature	-40 ... +85	°C
Power dissipation (at room temperature)	80	mW
Thermal resistance		
- Junction / ambient, R _{th JA}	340	K/W
- Junction / solder point, R _{th JS}	180	K/W
(Mounting on FR4 PCB, pad size ≥ 16mm ² per pad)		

Wavelength Grouping at Tj=25°C

Color	Group	Wavelength distribution (nm)
DDB; Blue	Full	464 - 476
	W	464 - 468
	X	468 - 472
	Y	472 - 476
DDT; True Green	Full	520 - 536
	W	520 - 524
	X	524 - 528
	Y	528 - 532
	Z	532 - 536

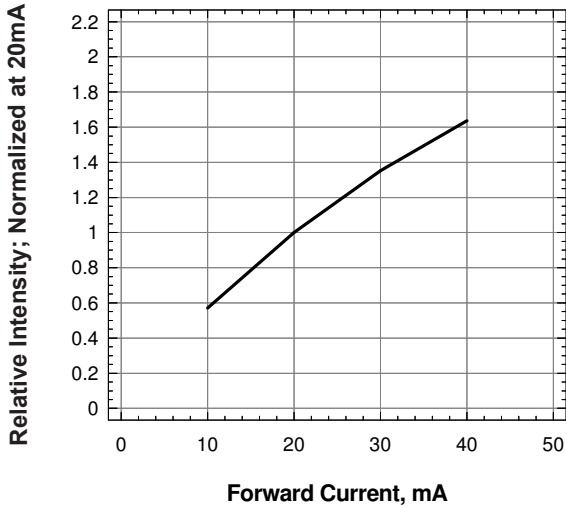
Dominant wavelength is measured with an accuracy of ± 1 nm.

Luminous Intensity Group at Tj=25°C

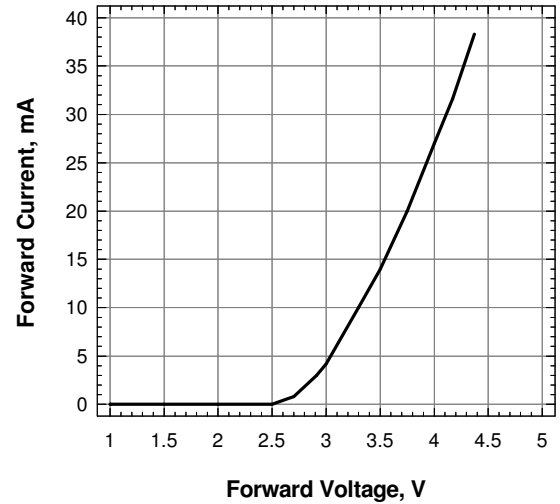
Brightness Group	Luminous Intensity IV (mcd)
R1	112.5...140.0
R2	140.0...180.0
S1	180.0...224.0
S2	224.0...285.0
T1	285.0...355.0
T2	355.0...450.0
U1	450.0...560.0
U2	560.0...715.0
V1	715.0...900.0
V2	900.0...1125.0
W1	1125.0...1400.0
W2	1400.0...1800.0

Luminous intensity is measured with an accuracy of $\pm 11\%$.

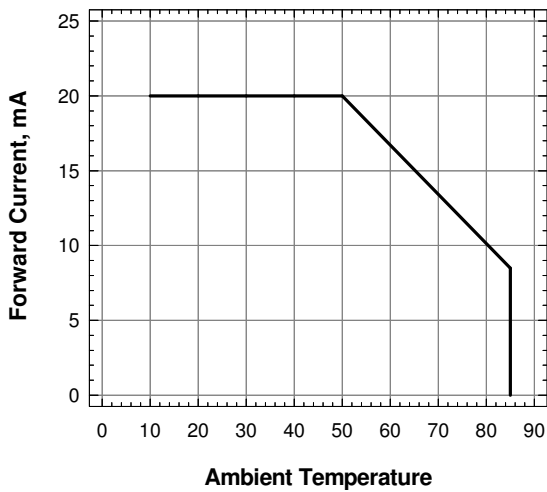
Relative Luminous Intensity Vs. Forward Current



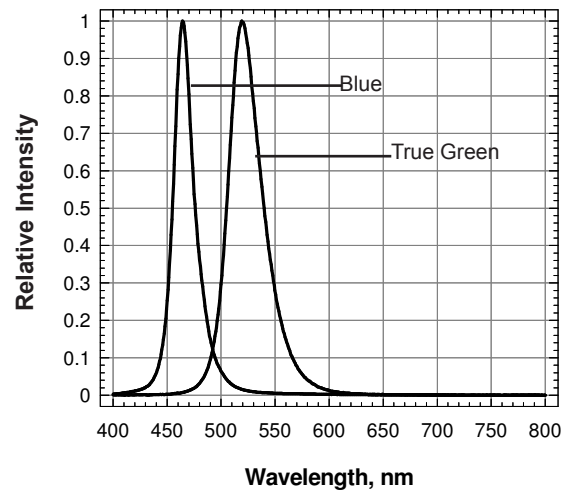
Forward Current Vs. Forward Voltage



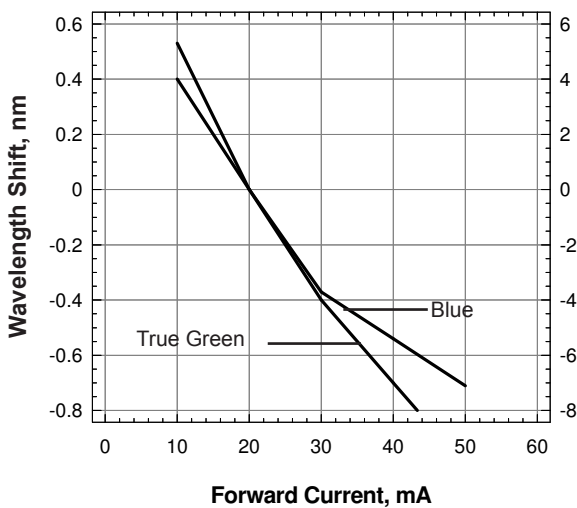
Maximum Forward Current Vs. Temperature



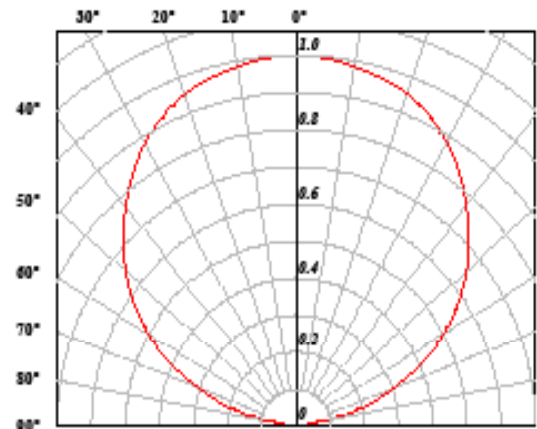
Relative Intensity Vs. Wavelength



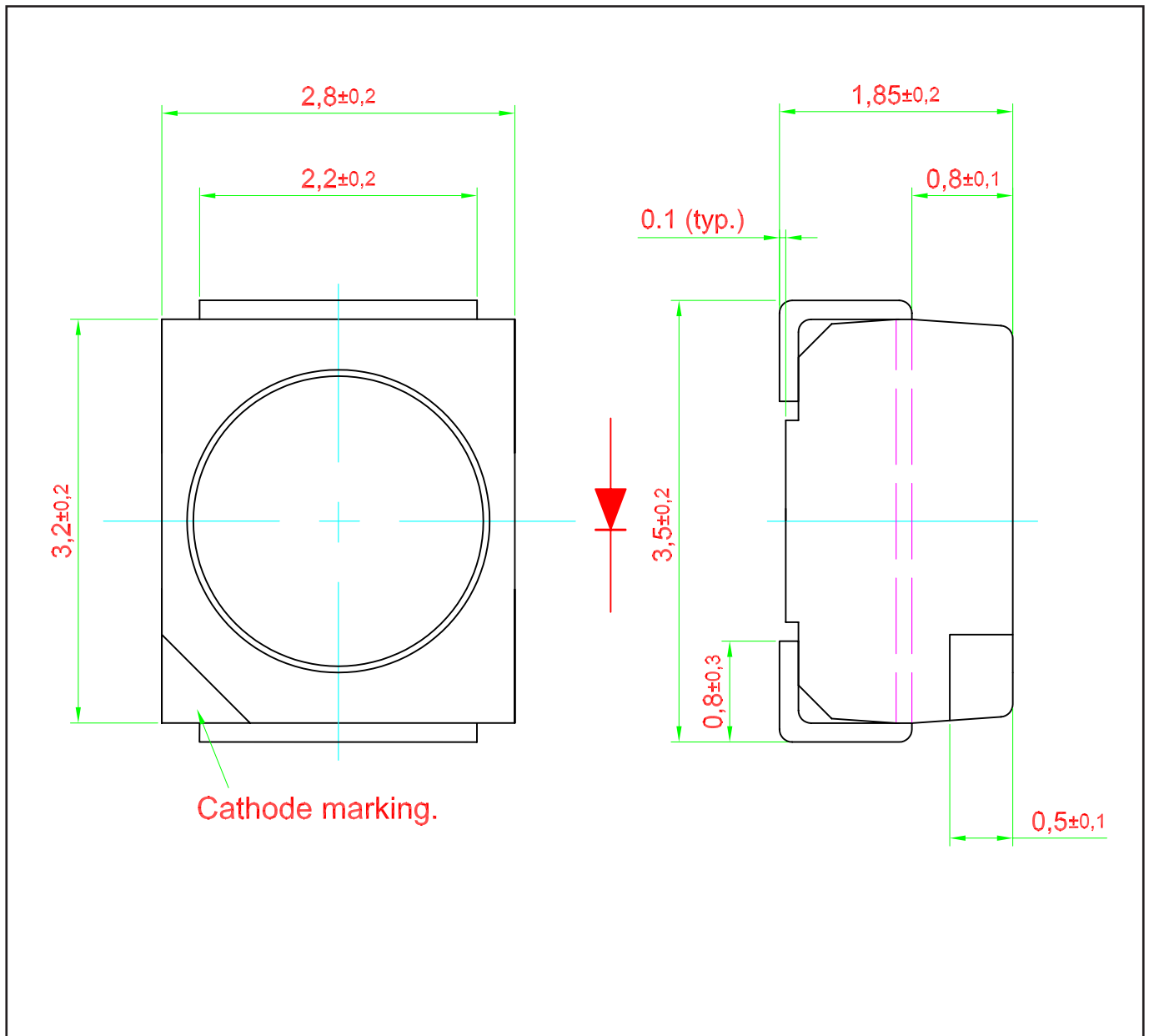
Wavelength Shift Vs. Forward Current



Radiation Pattern



DomiLED™ • InGaN : DDx-DJx Package Outlines

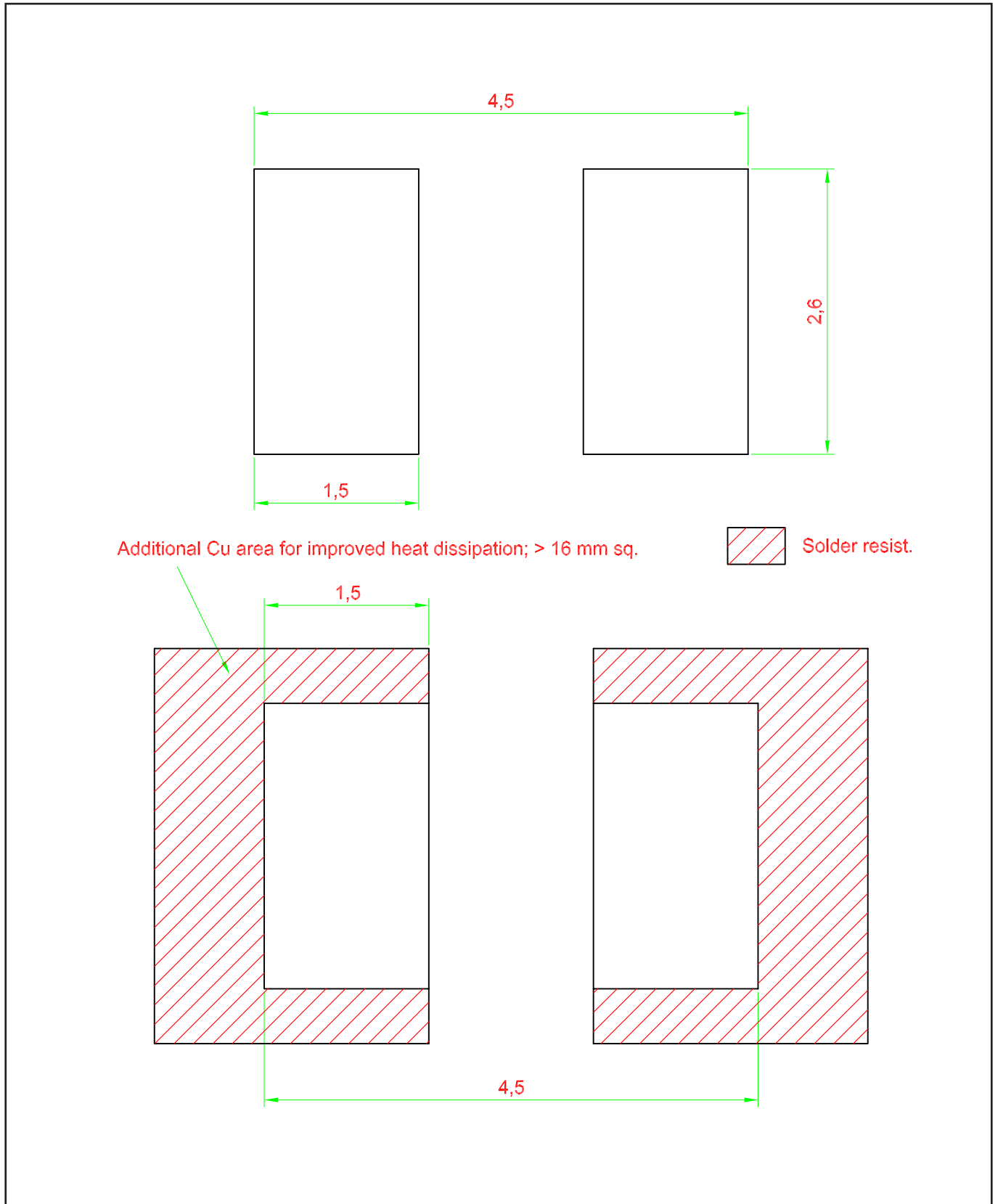


Materials

Materials	
Lead Frame	Copper alloy
Housing	High temperature resistant plastic, PPA
Encapsulant	Epoxy
Lead-finishing	Pure tin plating, Sn

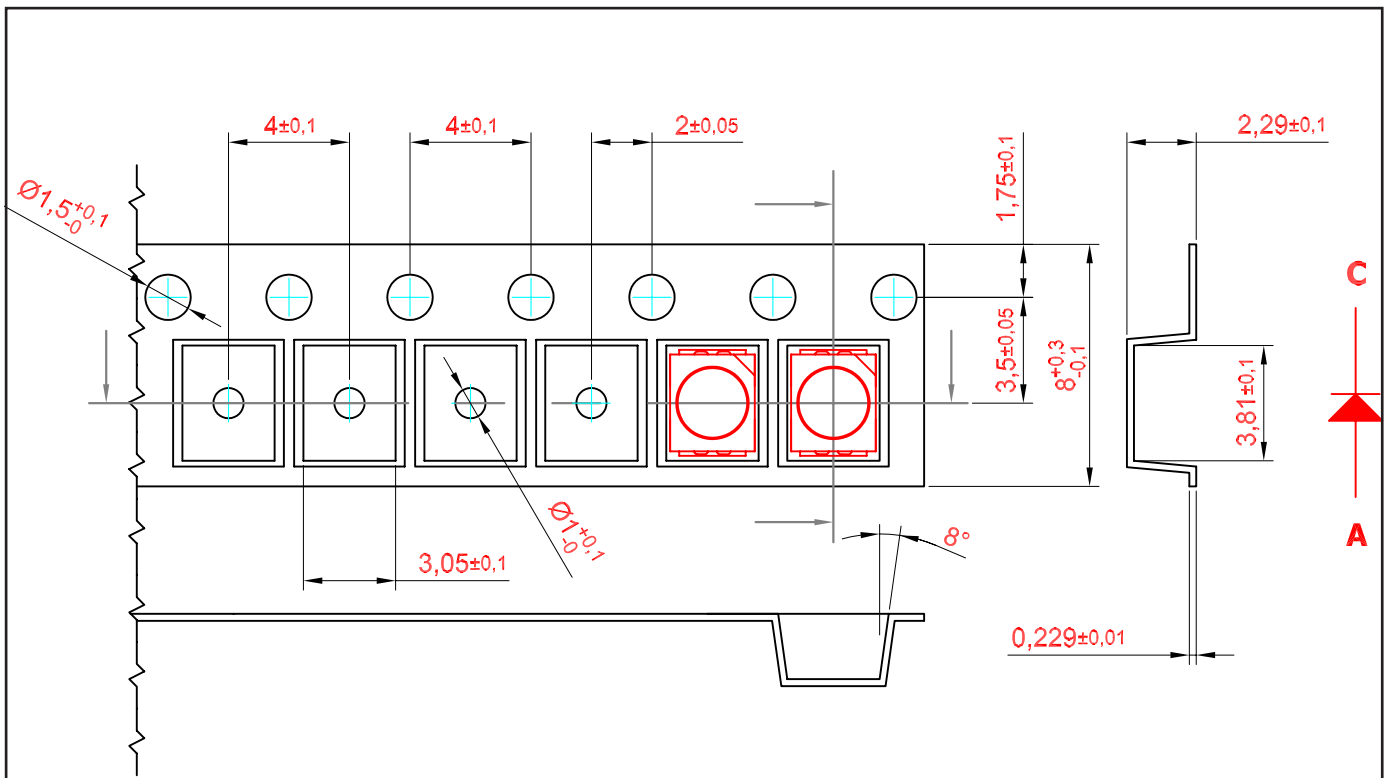
Note: Package is Pb-free.

Recommended Solder Pad



Taping and orientation

- Reels come in quantity of 2000 units.
- Reel diameter is 180 mm.

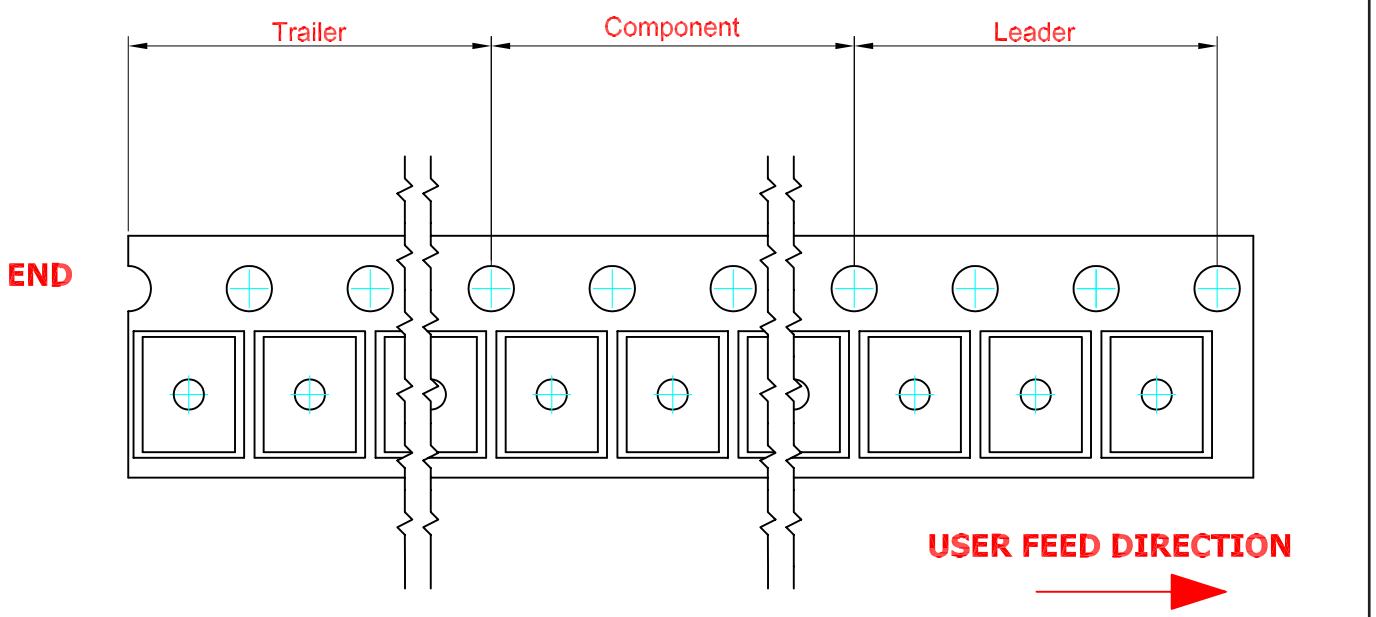


200 mm min. for $\varnothing 180$ reel.

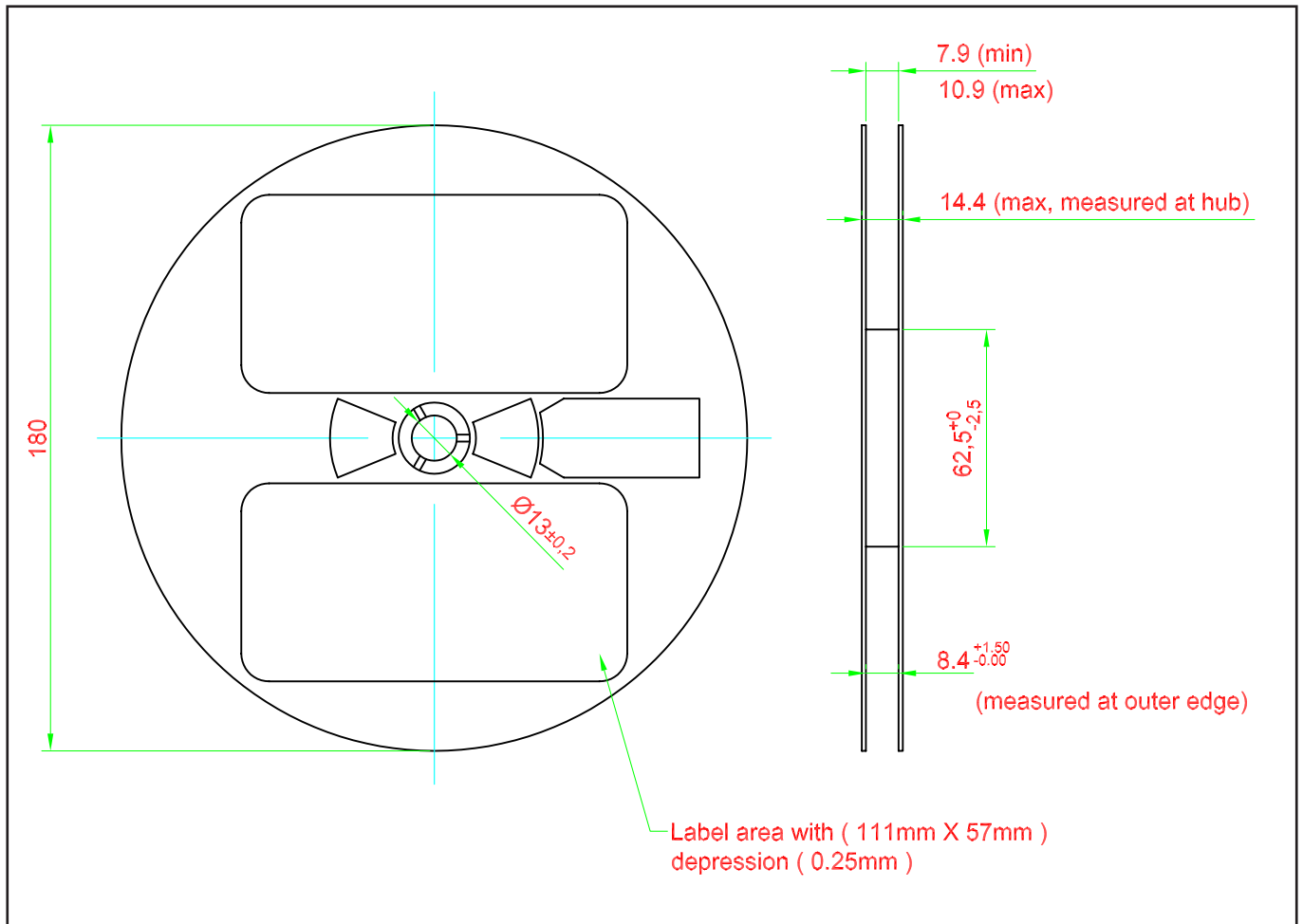
480 mm min. for $\varnothing 180$ reel.

200 mm min. for $\varnothing 330$ reel.

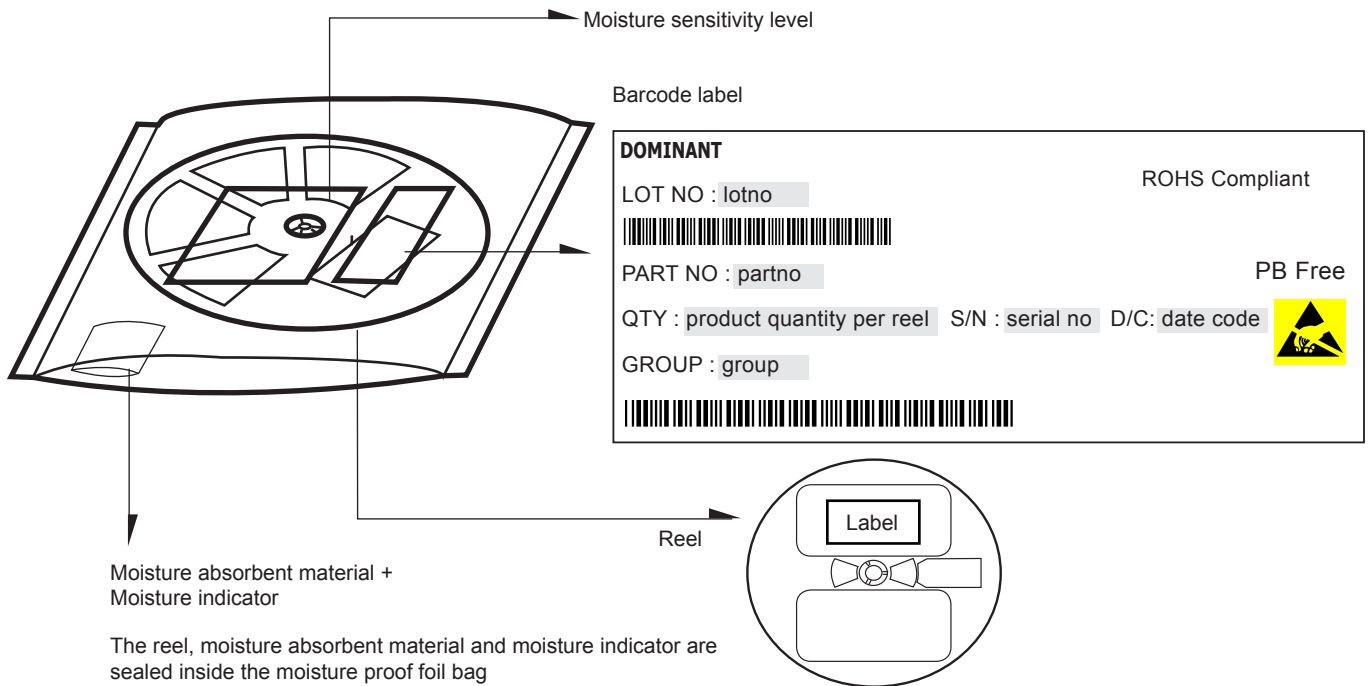
960 mm min. for $\varnothing 330$ reel.



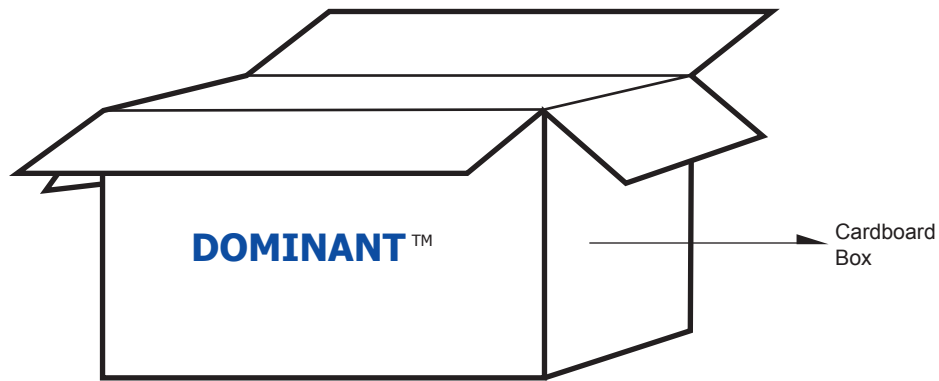
Packaging Specification



Packaging Specification



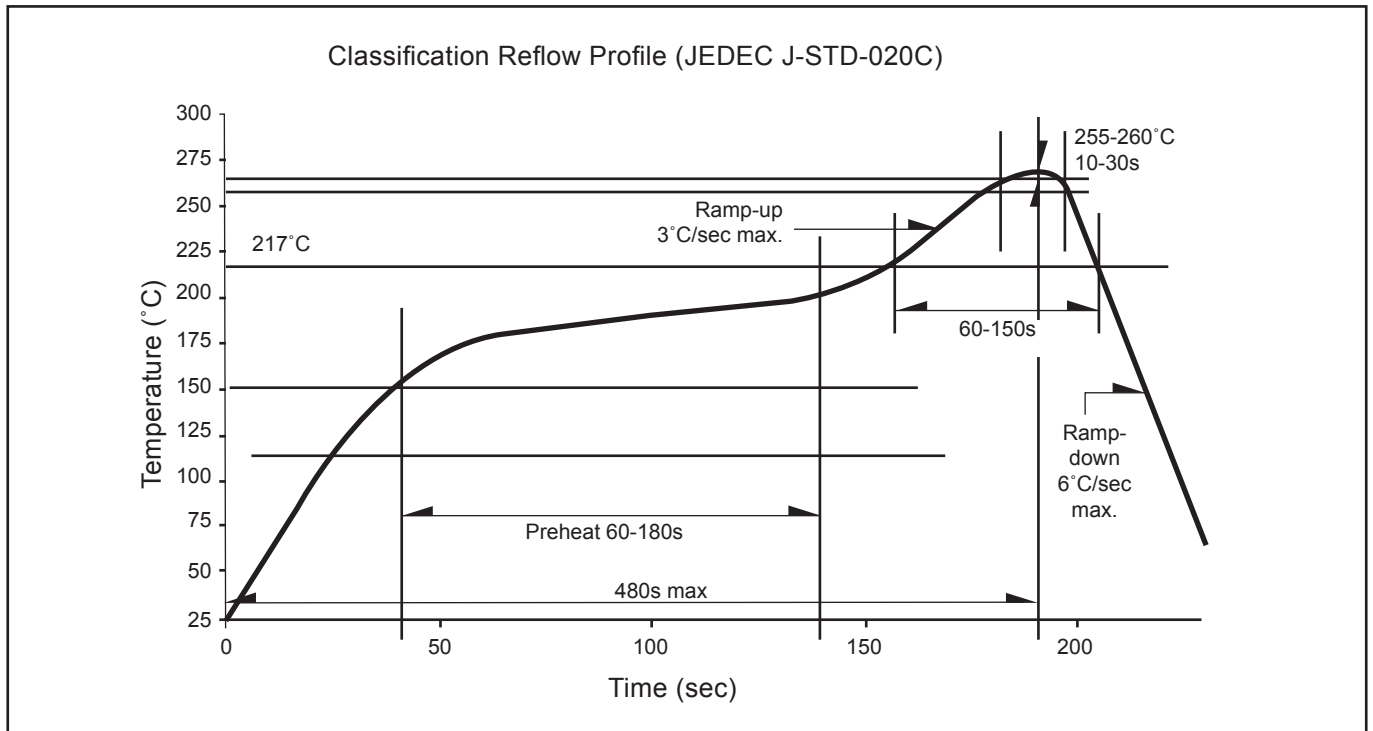
	Average 1pc DomiLED/Multi DomiLED	1 completed bag (2000pcs)
Weight (gram)	0.034	190 ± 10



For DomiLED™

Cardboard Box Size	Dimensions (mm)	Empty Box Weight (kg)	Reel / Box	Quantity / Box (pcs)
Small	300 x 250 x 250	0.3	15 reels MAX	30,000 MAX
Large	416 x 516 x 476	1.4	96 reels MAX	192,000 MAX

Recommended Pb-free Soldering Profile



Revision History

Page	Subjects	Date of Modification
-	Change New Format	07 Nov 2006
2	Add new partno: DDB-DJS-RS2-1 DDT-DJS-UV2-1 Not for new design: DDB-DJS-QR2-1 DDT-DJS-S2U1-1	18 Feb 2008
2	Add new partno: DDB-DJS-ST2-1 DDT-DJS-VW2-1 Not for new design: DDB-DJS-RS2-1 DDT-DJS-UV2-1	05 May 2009
-	Update company name	31 May 2010
2	Update Electrical Characteristic	09 Aug 2010
2	Add Part No: DDB-DJS-TU1-1	08 Apr 2011
2	Add Thermal Resistance	28 May 2014

NOTE

All the information contained in this document is considered to be reliable at the time of publishing. However, DOMINANT Opto Technologies does not assume any liability arising out of the application or use of any product described herein.

DOMINANT Opto Technologies reserves the right to make changes to any products in order to improve reliability, function or design.

DOMINANT Opto Technologies products are not authorized for use as critical components in life support devices or systems without the express written approval from the Managing Director of DOMINANT Opto Technologies.

About Us

DOMINANT Opto Technologies is a dynamic Malaysian Corporation that is among the world's leading SMT LED Manufacturers. An excellence – driven organization, it offers a comprehensive product range for diverse industries and applications. Featuring an internationally certified quality assurance acclaim, DOMINANT's extra bright LEDs are perfectly suited for various lighting applications in the automotive, consumer and communications as well as industrial sectors. With extensive industry experience and relentless pursuit of innovation, DOMINANT's state-of-art manufacturing, research and testing capabilities have become a trusted and reliable brand across the globe. More information about DOMINANT Opto Technologies can be found on the Internet at <http://www.dominant-semi.com>.

Please contact us for more information:

DOMINANT Opto Technologies Sdn. Bhd.
Lot 6, Batu Berendam, FTZ Phase III, 75350 Melaka, Malaysia
Tel: (606) 283 3566 Fax: (606) 283 0566
E-mail: sales@dominant-semi.com

